

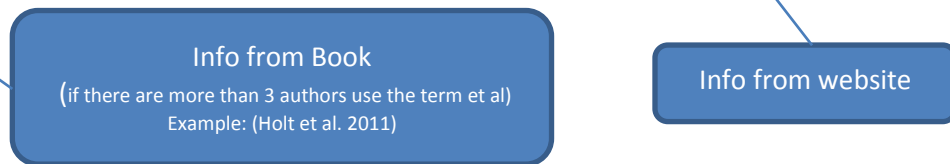
Using APA Style Citations

In all cases where you cite information from a source you must include a full APA style citation in the References list at the end of the paper or lab report. This reference list will include:

- Title
- Listing of All sources in Alphabetical order (by authors last name or Website)
- Space between each reference

When citing information within the text then you must refer to the source. This will look like:

Much of the public is still skeptical about the effect carbon dioxide has on the Earth's atmosphere. Unfortunately too much of a good thing, CO₂ is necessary for plant photosynthesis, can have a detrimental effect increasing global mean temperatures (EPA 2014). To understand how this changes temperatures a simple analogy is used. This involves the differences between visible and infrared light sources. CO₂ acts as a pane of greenhouse glass which allows sunlight through to warm the Earth's surface but blocks infrared energy from being radiated back out into space (Holt & West 2011).



How to cite a Book:

Name of Author(s). Date. *Title & Edition*. Location: Publisher.

Example:

Holt, G & West, N. (2011). *Project Earth Science Astronomy* (2nd ed.). Virginia: NSTA Press.

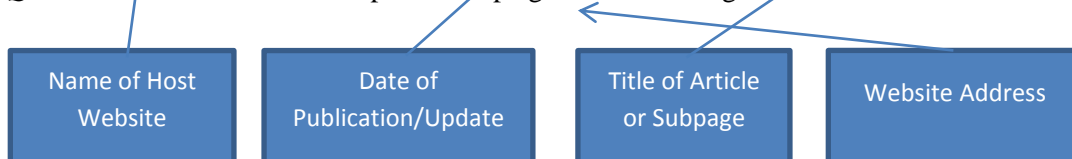


How to cite a Website:

Name of Host. Date of Publication. *Title of Article*. Location on Web.

Example:

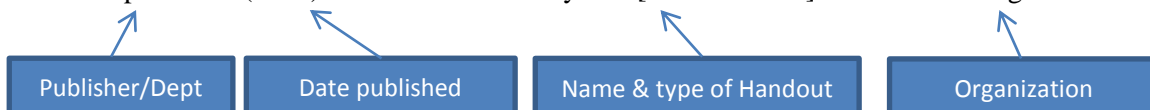
EPA, Environmental Protection Agency (2014, March). *Climate Change Facts: Answers to Common Questions*. Retrieved From: <http://www.epa.gov/climatechange/basics/facts.html>.



How to cite a Handout:

Publisher/Department. (rev date/published). Name of Handout[type]. Organization.

Science Department. (2014). Percent mass of a hydrate[class handout]. Haddam-Killingworth HS.



Websites that will help you with formatting:

<http://www.easybib.com/> <https://owl.english.purdue.edu/owl/section/2/> <http://www.citationmachine.net/>